

**ARCHITECTURAL AND HISTORIC DISTRICT REVIEW BOARD
VILLAGE OF WARWICK**

January 7, 2025

AGENDA

LOCATION:

VILLAGE HALL

77 MAIN STREET, WARWICK, NY

5:00 P.M.

Call to Order

Pledge of Allegiance

Roll Call

1. Introduction by Chair Michael Bertolini.
2. Acceptance of Minutes: December 3, 2024

The vote on the foregoing motion was as follows:

Michael Bertolini _____ Chris DeHaan _____ Jane Glazman _____

Matthew LoPinto _____ Glenn Rhein _____

Discussion

1. **11 Linden Place- Mr. Sean Keenan - Pages 2-16**

Seeking approval of Certificate of No Exterior Effect – for New Windows

A. Design of Windows Replacements

2. **9 Main Street Ms. Sydney Edwards- Crystals of Quartz - Pages 17- 44**

Seeking approval of Certificate of No Exterior Effect & New Permanent Sign

A. Color of building

B. New Permanent Sign

Discussion:

Walking the Village Business District: 2 Board Members

Adjournment



















YOUR PROFESSIONAL-CLASS PRODUCT

Endure EN600 Series 625 - 1-Lite Casement - Hinged Left (OLI)



OUTSIDE VIEW



INSIDE VIEW

SIZING

Opening Width Range: 30" to 30 1/4"
 Opening Height Range: 41 3/4" to 42"
 Window Size: 29 3/4" x 41 1/2"
 United Inches: 72
 Egress Size: 22 3/32" x 36 1/16"
 Egress Square Foot: 5.5342
 Egress Meets Criteria: No
 Operable Sash Size: 28 1/8" x 39 7/8"
 Operable Glass Size: 26" x 37 3/4" x 3/4"
 Operable Glass Viewable Size: 25 1/8" x 36 7/8"
 Full Screen: 26 1/16" x 37 13/16"
 Casement Screen Notch: 13 15/16"

Structural

N/A

Installation Instructions



ENERGY

ENERGY PERFORMANCE RATINGS

U-Factor (U.S./I-P) Solar Heat Gain Coefficient

0.25 0.19

ADDITIONAL PERFORMANCE RATINGS

Visible Transmittance Condensation Resistance

0.43 61.00

Air Infiltration (cfm/ft2)

<= 0.02

ENERGY STAR

North-Central / South-Central /
Southern Regions



877.389.0835
 2150 State Route 39
 Sugarcreek, OH 44681

QUOTE INFORMATION

Job: Keenan

Tag: Tom Bed Front

Qty: 1

DETAILS

Endure Window - EN600 Series

625 - 1-Lite Casement - Hinged Left (OLI)

White

Exact Size: 29 3/4" x 41 1/2"

Non-Washable Casement Hinge

ROTO Hardware

White Lock-out Crank Handle

INNERGY Thermal Sash Reinforcement

Extruded Full Screen (White) with BetterVue Screen Mesh

Graphite Foam Insulation

Sill Extender

ComforTech DLA-UV

Single Strength Glass

3/4" IG Thickness

Colonial (Standard) Contoured Grid - 2V x 2H

White Grids

INFORMATION AND WARNINGS

Selecting the non-washable casement hinge will move the handle location to 5.5" from center of handle to hinge side edge of frame. Standard casement hinges will be located 10.875" from center of handle to hinge side edge of frame.

YOUR PROFESSIONAL-CLASS PRODUCT

Endure EN600 Series 601 - Double Hung



877.389.0835
2150 State Route 39
Sugar Creek, OH 44681

QUOTE INFORMATION


Job: Keenan

Tag: Tom Bed Side

Qty: 1

DETAILS

Endure Window - EN600 Series
601 - Double Hung
White
Exact Size: 29 3/4" x 28 3/4"
Compound Tension Balance System
Snap-In Frame Sash Stops
Double Profile DA Locks
White Vent Locks
White Hardware
INNERGY Thermal Sash Reinforcement
Extruded Bottom Screen (White) with BetterVue Screen Mesh
Graphite Foam Insulation
Sill Extender
ComforTech DLA-UV
Single Strength Glass
3/4" IG Thickness
Colonial (Standard) Contoured Grid - 1V x 1H
White Grids



SIZING

Opening Width Range: 30" to 30 1/4"
Opening Height Range: 29" to 29 1/4"
Window Size: 29 3/4" x 28 3/4"
United Inches: 59
Egress Size: 24 3/4" x 8 19/32"
Egress Square Foot: 1.4823
Egress Meets Criteria: No
Top Sash Size: 25 3/4" x 12 15/16"
Top Glass Size: 23 15/16" x 11 3/16" x 3/4"
Top Glass Viewable Size: 22 15/16" x 10 3/16"
Bottom Sash Size: 26 3/4" x 13 15/16"
Bottom Glass Size: 23 15/16" x 11 3/16" x 3/4"
Bottom Glass Viewable Size: 22 15/16" x 10 3/16"
Size:
Bottom Screen: 26 1/4" x 14 3/8"

Structural

Air:
0.05 cfm/ft² @ 1.57 psf
ASTM E 283

Water:
7.52 psf
ASTM E 547

Structural:
LC-PG50 141mph
AAMA/WDMA/CSA 101/LS 2/A440-08 and 11
DP 50

ENERGY

ENERGY PERFORMANCE RATINGS

U-Factor (U.S./I-P) Solar Heat Gain Coefficient

0.27 0.19

ADDITIONAL PERFORMANCE RATINGS

Visible Transmittance Condensation Resistance

0.45 61.00

Air Infiltration (cfm/ft²)

<= 0.05

ENERGY STAR

Southern / South-Central

STC: 25; OITC: 22; Acoustic Test Report: f2964.01-113-11

Installation Instructions



YOUR PROFESSIONAL-CLASS PRODUCT

Endure EN600 Series 601 - Double Hung



877.389.0835
2150 State Route 39
Sugarcreek, OH 44681

QUOTE INFORMATION


Job: Keenan

Tag: Jack Bed Side

Qty: 2

DETAILS

Endure Window - EN600 Series
601 - Double Hung
White
Exact Size: 29 3/4" x 28 3/4"
Compound Tension Balance System
Snap-In Frame Sash Stops
Double Profile DA Locks
White Vent Locks
White Hardware
INNERGY Thermal Sash Reinforcement
Extruded Bottom Screen (White) with BetterVue Screen Mesh
Graphite Foam Insulation
Sill Extender
ComforTech DLA-UV
Single Strength Glass
3/4" IG Thickness
Colonial (Standard) Contoured Grid - 1V x 1H
White Grids



OUTSIDE VIEW

INSIDE VIEW

SIZING

Opening Width Range: 30" to 30 1/4"
Opening Height Range: 29" to 29 1/4"
Window Size: 29 3/4" x 28 3/4"
United Inches: 59
Egress Size: 24 3/4" x 8 19/32"
Egress Square Foot: 1.4823
Egress Meets Criteria: No
Top Sash Size: 25 3/4" x 12 15/16"
Top Glass Size: 23 15/16" x 11 3/16" x 3/4"
Top Glass Viewable Size: 22 15/16" x 10 3/16"
Bottom Sash Size: 26 3/4" x 13 15/16"
Bottom Glass Size: 23 15/16" x 11 3/16" x 3/4"
Bottom Glass Viewable Size: 22 15/16" x 10 3/16"
Size:
Bottom Screen: 26 1/4" x 14 3/8"

Structural

Air:
0.05 cfm/ft² @ 1.57 psf
ASTM E 283

Water:
7.52 psf
ASTM E 547

Structural:
LC-PG50 141mph
AAMA/WDMA/CSA 101/I.S.2/A440-08 and 11
DP 50

ENERGY

ENERGY PERFORMANCE RATINGS

U-Factor (U.S./I-P) Solar Heat Gain Coefficient

0.27 0.19

ADDITIONAL PERFORMANCE RATINGS

Visible Transmittance Condensation Resistance

0.45 61.00

Air Infiltration (cfm/ft²)

<= 0.05

ENERGY STAR

Southern / South-Central


STC: 25; OITC: 22; Acoustic Test Report: f2964.01-113-11

Installation Instructions



YOUR PROFESSIONAL-CLASS PRODUCT

Endure EN600 Series 625 - 1-Lite Casement - Hinged Left (OLI)



OUTSIDE VIEW

INSIDE VIEW

SIZING

Opening Width Range: 34 3/4" to 35"
 Opening Height Range: 43 1/4" to 43 1/2"
 Window Size: 34 1/2" x 43"
 United Inches: 78
 Egress Size: 26 27/32" x 37 9/16"
 Egress Square Foot: 7.0034
 Egress Meets Criteria: Yes
 Operable Sash Size: 32 7/8" x 41 3/8"
 Operable Glass Size: 30 3/4" x 39 1/4" x 3/4"
 Operable Glass Viewable Size: 29 7/8" x 38 3/8"
 Full Screen: 30 13/16" x 39 5/16"
 Casement Screen Notch: 13 15/16"

Structural

N/A

Installation Instructions



ENERGY

ENERGY PERFORMANCE RATINGS

U-Factor (U.S./I-P) Solar Heat Gain Coefficient

0.25 0.19

ADDITIONAL PERFORMANCE RATINGS

Visible Transmittance Condensation Resistance

0.43 61.00

Air Infiltration (cfm/ft2)

<= 0.02

ENERGY STAR

North-Central / South-Central /
 Southern Regions



877.389.0835
 2150 State Route 39
 Sugarcreek, OH 44681

QUOTE INFORMATION

Job: Keenan

Tag: Jack Bed Back Wall

Qty: 1

DETAILS

Endure Window - EN600 Series

625 - 1-Lite Casement - Hinged Left (OLI)

White

Exact Size: 34 1/2" x 43"

Non-Washable Casement Hinge

Egress

ROTO Hardware

White Lock-out Crank Handle

INNERGY Thermal Sash Reinforcement

Extruded Full Screen (White) with BetterVue Screen Mesh

Push/Pull Pins for Casement Screen

Graphite Foam Insulation

Sill Extender

ComforTech DLA-UV

Single Strength Glass

3/4" IG Thickness

Colonial Contoured Grid - 2V x 3H

White Grids


INFORMATION AND WARNINGS

Egress screen will have push/pull pins.


Selecting the non-washable casement hinge will move the handle location to 5.5" from center of handle to hinge side edge of frame. Standard casement hinges will be located 10.875" from center of handle to hinge side edge of frame.

YOUR PROFESSIONAL-CLASS PRODUCT

Endure EN600 Series 624 - 1-Lite Casement - Hinged Right (OLI)



OUTSIDE VIEW



INSIDE VIEW

SIZING

Opening Width Range: 34 3/4" to 35"
 Opening Height Range: 43 1/4" to 43 1/2"
 Window Size: 34 1/2" x 43"
 United Inches: 78
 Egress Size: 26 27/32" x 37 9/16"
 Egress Square Foot: 7.0034
 Egress Meets Criteria: Yes
 Operable Sash Size: 32 7/8" x 41 3/8"
 Operable Glass Size: 30 3/4" x 39 1/4" x 3/4"
 Operable Glass Viewable Size: 29 7/8" x 38 3/8"
 Full Screen: 30 13/16" x 39 5/16"
 Casement Screen Notch: 13 15/16"

Structural

N/A

Installation Instructions



ENERGY

ENERGY PERFORMANCE RATINGS

U-Factor (U.S./I-P) Solar Heat Gain Coefficient

0.25

0.19

ADDITIONAL PERFORMANCE RATINGS

Visible Transmittance Condensation Resistance

0.43

61.00

Air Infiltration (cfm/ft2)

<= 0.02

ENERGY STAR

North-Central / South-Central /
Southern Regions



877.389.0835
 2150 State Route 39
 Sugarcreek, OH 44681

QUOTE INFORMATION

Job: Keenan

Tag: Jack Bed Back Wall 2

Qty: 1

DETAILS

Endure Window - EN600 Series

624 - 1-Lite Casement - Hinged Right (OLI)

White

Exact Size: 34 1/2" x 43"

Non-Washable Casement Hinge

Egress

ROTO Hardware

White Lock-out Crank Handle

INNERGY Thermal Sash Reinforcement

Extruded Full Screen (White) with BetterVue Screen Mesh

Push/Pull Pins for Casement Screen

Graphite Foam Insulation

Sill Extender

ComforTech DLA-UV

Single Strength Glass

3/4" IG Thickness

Colonial Contoured Grid - 2V x 3H

White Grids


INFORMATION AND WARNINGS

Egress screen will have push/pull pins.


Selecting the non-washable casement hinge will move the handle location to 5.5" from center of handle to hinge side edge of frame. Standard casement hinges will be located 10.875" from center of handle to hinge side edge of frame.

YOUR PROFESSIONAL-CLASS PRODUCT

Endure EN600 Series 601 - Double Hung



OUTSIDE VIEW



INSIDE VIEW

SIZING

Opening Width Range: 34 3/4" to 35"
 Opening Height Range: 43 1/4" to 43 1/2"
 Window Size: 34 1/2" x 43"
 United Inches: 78
 Egress Size: 29 1/2" x 14 27/32"
 Egress Square Foot: 3.0471
 Egress Meets Criteria: No
 Top Sash Size: 30 1/2" x 20 1/16"
 Top Glass Size: 28 11/16" x 18 5/16" x 3/4"
 Top Glass Viewable Size: 27 11/16" x 17 5/16"
 Bottom Sash Size: 31 1/2" x 21 1/16"
 Bottom Glass Size: 28 11/16" x 18 5/16" x 3/4"
 Bottom Glass Viewable Size: 27 11/16" x 17 5/16"
 Size:
 Bottom Screen: 31" x 21 1/2"

Structural

Air:
 0.05 cfm/ft² @ 1.57 psf
 ASTM E 283
 Water:
 7.52 psf
 ASTM E 547
 Structural:
 LC-PG50 141mph
 AAMA/WDMA/CSA 101/1.S.2/A440-08 and 11
 DP 50

ENERGY

ENERGY PERFORMANCE RATINGS

U-Factor (U.S./I-P) Solar Heat Gain Coefficient

0.27 0.19

ADDITIONAL PERFORMANCE RATINGS

Visible Transmittance Condensation Resistance

0.45 61.00

Air Infiltration (cfm/ft²)

<= 0.05

ENERGY STAR

Southern / South-Central

STC: 25; OITC: 22; Acoustic Test Report: f2964.01-113-11



877.389.0835
 2150 State Route 39
 Sugarcreek, OH 44681

QUOTE INFORMATION

Job: Keenan

Tag: Jack Bed Back Middle

Qty: 1

DETAILS


Endure Window - EN600 Series
 601 - Double Hung
 White
 Exact Size: 34 1/2" x 43"
 Compound Tension Balance System
 Snap-In Frame Sash Stops
 Double Profile DA Locks
 White Vent Locks
 White Hardware
 INNERGY Thermal Sash Reinforcement
 Extruded Bottom Screen (White) with BetterVue Screen Mesh
 Graphite Foam Insulation
 Sill Extender
 ComforTech DLA-UV
 Single Strength Glass
 3/4" IG Thickness
 Colonial (Standard) Contoured Grid - 2V x 1H
 White Grids

Installation Instructions




YOUR PROFESSIONAL-CLASS PRODUCT

Endure EN600 Series 625 - 1-Lite Casement - Hinged Left (OLI)



OUTSIDE VIEW



INSIDE VIEW

SIZING

Opening Width Range: 34 3/4" to 35"
 Opening Height Range: 43 1/4" to 43 1/2"
 Window Size: 34 1/2" x 43"
 United Inches: 78
 Egress Size: 26 27/32" x 37 9/16"
 Egress Square Foot: 7.0034
 Egress Meets Criteria: Yes
 Operable Sash Size: 32 7/8" x 41 3/8"
 Operable Glass Size: 30 3/4" x 39 1/4" x 3/4"
 Operable Glass Viewable Size: 29 7/8" x 38 3/8"
 Full Screen: 30 13/16" x 39 5/16"
 Casement Screen Notch: 13 15/16"

Structural

N/A

Installation Instructions



ENERGY

ENERGY PERFORMANCE RATINGS

U-Factor (U.S./I-P) Solar Heat Gain Coefficient

0.25 0.19

ADDITIONAL PERFORMANCE RATINGS

Visible Transmittance Condensation Resistance

0.43 61.00

Air Infiltration (cfm/ft2)

<= 0.02

ENERGY STAR

North-Central / South-Central /
 Southern Regions



877.389.0835
 2150 State Route 39
 Sugarcreek, OH 44681

QUOTE INFORMATION

Job: Keenan

Tag: Jack Bd Back Opt B

Qty: 1

DETAILS

Endure Window - EN600 Series

625 - 1-Lite Casement - Hinged Left (OLI)

White

Exact Size: 34 1/2" x 43"

Non-Washable Casement Hinge

Egress

ROTO Hardware

White Lock-out Crank Handle

INNERGY Thermal Sash Reinforcement

White Simulated Meeting Rail (Horizontal)

Extruded Full Screen (White) with BetterVue Screen Mesh

Push/Pull Pins for Casement Screen

Graphite Foam Insulation

Sill Extender

ComforTech DLA-UV

Single Strength Glass

3/4" IG Thickness

Colonial Contoured Grid - 2V x 3H

White Grids

INFORMATION AND WARNINGS

Egress screen will have push/pull pins.

Selecting the non-washable casement hinge will move the handle location to 5.5" from center of handle to hinge side edge of frame. Standard casement hinges will be located 10.875" from center of handle to hinge side edge of frame.



VILLAGE OF WARWICK
INCORPORATED 1867



RECEIVED
12/20/24

Property Owner Acknowledgement Form
(for use with sign applications)

Project Information

Applicant Name: Sydney Edwards
Name of Business: Crystals of Quartz
Address of Proposed Sign: 9 Main St. Warwick NY 10990

Property Owners Information

Name: 9-13 Main Street LLC
Mailing Address: PO Box 460, Cornwall NY 12518
Phone Number: 914-213-2198 Alt. Phone Number 914-456-3768
Email Address: eck123@msn.com

I, Eugene C Kaleniak, owner of 9-13 Main St. Warwick NY 10990,
(printed name of property owner) (address of property)

Warwick, NY 10990, grant permission to Sydney Edwards to add a new sign or to
(printed name of applicant)

modify/relocate an existing sign located on my property.

Signature of Owner

[Signature]
FL DL produced in
FRENCH

Date

12/18/24

Form must be notarized.


State of FL

Subscribed and sworn before me this

County of Volusia

18 day of December, 2024

[Signature]
(signature of notary)



This form must be completed, notarized, and presented with a New Sign Application or with an Alteration/Relocation Sign Application only if the sign applicant is not the property owner. (§ 145-81.C.6)
Missing paperwork will cause a delay in the review process.



VILLAGE OF WARWICK
INCORPORATED 1867

Certificate of No Exterior Effect Application

Architectural and Historic Review Board (AHDRB)

Application Fee \$50.00

☒ Paid Check # 50

Applicant Information		Date <u>12-17-24</u>
Name: <u>Sydney Edwards</u>		
Mailing Address: <u>9 Main Street Warwick</u>		
Phone Number: <u>201-841-8496</u> Alt. Phone Number <u>845-500-8374</u>		
Email Address: <u>SoulandSummit.in@gmail.com</u>		

Project Information	
Business Name (if applicable) <u>Soul & Summit</u>	
Project Address: <u>9 Main Street</u>	S/B/L # _____
Property Owner: _____	
<small>* The certificate of no exterior effect or certificate of appropriateness required under §7-7 and §7-8 of this chapter as a condition precedent to any alteration relating to any improvement in property located within the (Historic) district.</small>	

Be sure to carefully read through the application and complete all sections and provide all requested information. Any missing or incorrect information will result in delays with the application process.

Please read the Village of Warwick Zoning Code, Article VIII Warwick Village Historic District §145-24 through §145-24.1, for information such as criteria, procedure, exceptions, etc.

The Zoning Code is available on the Village's website: www.villageofwarwick.org

Please read the Village of Warwick Code, Architectural and Historic District §5-1 through §5-6 and §7-1 through §7-14. The Village of Warwick Code is available on the Village's website: www.villageofwarwick.org

The following information must be included with the application:

1. A typed letter addressed to the Architectural and Historic Review Board describing the intent of the project, please be sure to include details such as exterior aesthetic renovations, additions, and changes.
2. Include (if applicable) renderings such as site plans, examples of paint/stain colors, roofing, siding, windows/trim, chimneys, fencing, retaining walls, lighting, landscaping, paving, walkways, porches/decks, steps and any other exterior designs elements and materials.
 - a. If the project includes renderings or sight plans, please include (4) four paper copies as well as an electronic copy in the form of a PDF.

Completed applications along with all required paperwork can be dropped off or mailed to Village Hall, Attn. Building/Planning Department, P.O. Box 369, 77 Main Street, Warwick, NY 10990 and/or emailed to: planning@villageofwarwick.org

The certificate of no exterior effect or certificate of appropriateness required under §7-7 and §7-8 of this chapter as a condition precedent to any alteration relating to any improvement in property located within the district; including but not limited to houses, stores, warehouses, churches, schools, barns, fences, outhouses, pumps, gravestones, light fixtures, outdoor signs and other outdoor advertising fixtures. §7-3

§ 7-6. Regulation of alterations.

A. It shall be unlawful for any owner or person occupying property located within the district, or any other person, to make, permit or maintain any alteration to any improvement located within the district unless the Board has previously issued a certificate of no exterior effect or a certificate of appropriateness.


B. No application shall be approved and no permit shall be granted by the Building Inspector, Planning Board, Zoning Board of Appeals or Board of Trustees regarding the alteration of any improvement located within the district unless a certificate of no exterior effect or of appropriateness has been obtained from the Board. When such an application is received by the Building Inspector, Planning Board, Zoning Board of Appeals or Board of Trustees, a copy shall be sent to the Board, accompanied by a request for a certificate of appropriateness in relation to the work specified in the application.

The AHDRB meets on the 1st Tuesday of the month.

Please carefully review your application to ensure all required information is included with submission.

Any missing information will cause delays in the procedure.

Applicant Signature



Date

12-17-24

Internal Use Only

☐ Application complete as per code

☐ Application reviewed by the AHDRB on _____ meeting date

☐ Approved

☐ Approved with modifications

☐ Denied

☐ Certificate of No Exterior Effect issued _____ date

☐ Applicant notified via email/letter

☐ Building Inspector, Mayor, Village Board, Planning Board, and ZBA have been notified of the decision. §7-12B

77 Main Street
Post Office Box 369
Warwick, NY 10990
www.villageofwarwick.org



(845) 986-2031
FAX (845) 986-6884
mayor@villageofwarwick.org
clerk@villageofwarwick.org

VILLAGE OF WARWICK

INCORPORATED 1867

New Permanent Sign Application

Application Fee \$50.00

☒ Paid Check # 50

Project Information		Date: <u>12/17/24</u>
Applicant Name: <u>Sydney Edwards</u>		
Name of Business: <u>Soul & Summit (Crystals of Quartz)</u>		
Project Location: <u>9 Main Street</u>		S/B/L # _____
Mailing Address: _____		
Phone Number: <u>201-841-8496</u>		Alt. Phone Number: <u>845-500-8374</u>
Email Address: <u>SoulandSummit.irc@gmail.com</u>		
I, the applicant, am the property owner of the project location		
<input type="checkbox"/> Yes, _____		Date: _____
<small>owner's signature</small>		
<input checked="" type="checkbox"/> No <i>*If the applicant is not the property owner, then the applicant must present a notarized Property Owner Acknowledgement Form along with this application. (§ 145-81.C.6) See attached form.</i>		

Be sure to carefully read through the application and complete all sections and provide all requested information. Any missing or incorrect information will result in delays with the application process.

Please read the Village of Warwick Zoning Code, Article VIII Signs §145-81 through §145-99, for information such as design criteria, illumination, prohibited signs, etc.

The Zoning Code is accessible on the Village's website www.villageofwarwick.org

1. For signs to be located on buildings, linear frontage of the building is required _____ feet/inches

2. Zoning district: Central Business
*To find your district go to: <https://villageofwarwick.org/wp-content/uploads/2018/01/zoning-map-2017-v2-090317.pdf>

3. Sign Design: a scaled drawing of the sign showing the following:

***For sign guidelines, please visit the Zoning Code listed above.**

- a. Type of sign, shape, size, and materials.
- b. Graphic design, including lettering, pictorial matter, and sign colors with color swatches.
- c. The visual message, text, copy or content of the sign.
- d. The method of illumination, if any, including type of lamp, wattage, and the position of lighting or other extraneous devices. A photometric plan and manufacturers cut sheets showing lighting levels and potential glare from illumination may be required in accordance with § 145-91.C. and § 145-104.B.10 of the Zoning Law.
- e. Landscaping, if any, including types of vegetation, location of plantings, and planting and maintenance schedule.

4. Sign Location: a plan, drawn to scale, shall be submitted showing the following:
 - a. If a freestanding sign, a full description of the placement of the proposed sign, specifically its location on the premises, its orientation, and its position in relation to adjacent buildings, structures, roads, driveways, property lines, other signs, lighting fixtures, walls, and fences.
 - b. If an awning, window, wall, or projecting sign, the placement of the proposed sign, which shall include: location on the awning, window, wall or building; the size of the awning, window, or linear footage of the building; projection from the building, if relevant; and the proposed position of the sign in relation to adjacent signs and lighting fixtures.
5. If the applicant is not the owner of the property on which the sign is to be located written permission from the property owner is required. Please refer to the Property Owner Acknowledgement Form.
6. Attach or email a typed description describing the project in detail to planning@villageofwarwick.org

Permanent new signs require the approval of the Planning Board. The Planning Board, within ten (10) days of its receipt of an application for a sign permit at a regularly scheduled Planning Board meeting, shall refer the application to the Architectural and Historic District Review Board (AHDRB) for comment. The AHDRB shall review the application and provide comment to the Planning Board within thirty (30) days of its receipt of the sign application. Failure of the AHDRB to provide comment to the Planning Board within thirty (30) days shall be considered as no comment on a sign application. The Planning Board shall consider the comments of the AHDRB and the application and shall approve, approve with modifications, or deny the application and notify the Code Enforcement Officer of its decision on this matter. If the sign application is approved, the Code Enforcement Officer shall issue a sign permit within fifteen (15) days of the Planning Board's decision. §145-81.B.2

A permit issued for an approved sign shall be valid for installation and/or erection of the sign for six (6) months from the date of the permit but may be renewed within thirty (30) days prior to the expiration, for good cause shown, for an additional six (6) months, upon payment of one-half (1/2) of the original fee. §145-81.B.4

Any person desiring to procure a permit for a new sign shall file with the Planning Board a written application on a form prescribed by the Village, including payment of the applicable fee as outlined in Chapter 63 "Fees" of the Village of Warwick Code. §145-81.C

(For projects located within the Historic District) The certificate of no exterior effect or certificate of appropriateness required under §7-7 and §7-8 of this chapter as a condition precedent to any alteration relating to any improvement in property located within the (Historic) district. Any building or fixture located within the district or subject to the provisions of this chapter, including light fixtures, outdoor signs, and other outdoor advertising fixtures. §7-3.B

The Planning Board meets the 2nd Tuesday of the month. The AHDRB meets on the 1st Tuesday of the month.

Please carefully review your application to ensure all required information is included with submission.

Any missing information will cause delays in the procedure.

Sign permits are valid for (6) months from the issue date.

Applicant Signature



Date

12-17-24

Internal Use Only

☐ Application complete as per code ☐ Property Owner Acknowledgement Form, if applicable

☐ Planning Board referred to the AHDRB via a motion on _____
meeting date

☐ Application reviewed by the AHDRB for appropriateness on _____
meeting date

Recommendation of AHDRB

- ☐ Meets aesthetics criteria
☐ Concerns (attached discussion from AHDRB)

The project is zoned within the Historic District:

- ☐ Yes **If yes and approved, the AHDRB will issue a Certificate of No Effect or of Appropriateness to be given back to the Planning Board where the application for a sign permit is to be approved, modified, or denied via motion during a regular scheduled meeting.*
- ☐ No **If no, the application will receive a review and recommendation by the AHDRB which is handed back to the Planning Board for a final decision during a regular scheduled meeting. A Certificate of No Effect or of Appropriateness is not needed.*

☐ Recommendation/Certificate presented to the Planning Board on _____
meeting date

- ☐ Approved by Planning Board
☐ Approved with modifications _____
☐ Denied, reason _____

☐ Sign Permit issued by the Code Enforcement Officer, _____ on _____
name of licensing authority date



To whom it may concern,

I am moving into 9 main street on 1/1/25. My intention is to paint the exterior of the shop, and to put 2 signs up where there are already existing structure for signs from the last tennant. I have included multiple options for the exterior colors of the shop, which are all benjamin moore historic colors, along with photos of the exterior as it currently stands. Also included are designs for both shop signs and photos of the existing signs.

Please contact me with any concerns or questions.

201-841-8496

crystalsofquartz@gmail.com

Sydney

Owner of Crystals of Quartz, Inc. (soon to be renamed Soul & Summit)



VILLAGE OF WARWICK
INCORPORATED 1867

Date Submitted: 12/23/24

SIGN APPLICATION TO BE APPROVED BY BUILDING INSPECTOR

Project Name: Sydney Edwards - (Soul & Summit Crystal & Quartz)
Address: 9-13 Main St

Sign Design is Approved:

1. Zoning District: CB - CENTRAL BUSINESS
2. Sign Type: 1 - WALL SIGN
2 - PROJECTING SIGN
3. Size: 1 - OK 145-81 D.S.a
2 - OK 145-81 D.S.c
4. Design: 1 - 145-81 J.2.e OK
2 - 145-81 J.2.d OK - SHALL NOT SHINE
5. Lettering Percentage: 1 - 145-81 J.3.b, LETTERING NOT TO EXCEED 60% OF SIGN
2 - 145-81 J.3.b, LETTERING NOT TO EXCEED 60% OF SIGN
6. Location of Sign: 1 - OK 145-81 J.2.e
2 - OK 145-81 J.2.d
7. Illumination: NO PROPOSED ILLUMINATION FOR EITHER SIGN

COMMENTS: SIGN BACKGROUND LIMITS LETTERING TO 60% OF SIGN.
AHDB MAY DETERMINE THAT ITEMS THAT ARE PART OF SIGN BACKGROUND
(CRYSTALS, FLOWERS, WASHBOWS, ETC.) BE INCLUDED AS LETTERING 145-81 J.3.b

Boris Rudzinski, Building Inspector: [Signature] 12/30/2024

- f. Window Signs. No more than one (1) sign per window and a maximum of two (2) per business establishment shall be permitted.

3. Specific Criteria.

- a. All signs, with the exception of window signs, shall be constructed of wood, metal or other durable material as approved by the Planning Board or Code Enforcement Officer.
- b. The lettering on any sign may not exceed sixty percent (60%) of the sign area of any one side of the sign, with the exception of signs with no background. The area for lettering shall be computed in accordance with the illustration provided.
- Sign lettering is
measured by
calculating this
shaded area**
- c. A permanent sign should contain no more than five (5) words. Any symbol or logo is counted as a word.
- d. Florescent colors are prohibited.
- e. No more than two (2) typefaces should be used on any one sign to improve the sign's legibility.
- f. The Planning Board may require that landscaping be used at the base of a freestanding sign if such landscaping will make the sign more compatible with the surrounding area. Required landscaping may include one or more of the following types of vegetation: ivies, grasses, flowers, bushes, and small trees.

K. **Sign Design Manual.** The Village Board may, in consultation with the Planning Board, promulgate sign design standards or manuals, as a guideline to applicants and as an aid to the administration of this Section.

L. **Sign Removal.**

1. Any sign that does not comply with the regulations established for the issuance of a permit pursuant to this Local Law; or which is determined to have its sign permit revoked; or which is a non-conforming sign for more than thirty (30) days; or which is not maintained in good and complete condition, with lettering and graphics clean, legible, in true alignment and finishes in good repair, is prohibited and shall be brought into compliance with this Section of the Village Zoning Law.
2. The business, property and/or sign owner of such sign(s) shall be in violation of this Local Law until such sign(s) are removed or repaired. The Village of Warwick may, with thirty (30) days prior written notice to the property and/or sign owner(s), remove such sign without further notice or commence further proceedings at the expense of the property and/or sign owner.

M. **Definitions.** The following definitions apply to terms used in this Section:



Above is the hanging sign will be made of wood, will measure 3 feet by 3 feet and will hang from the existing pole location at 9 main street shown in the photo below. There will be a new pole installed in place unless it is preferable to utilize the existing pole.





Above is the rectangular sign that will measure 18.5 by 6 feet and will be made of wood. It will be placed where the existing sign is located and to the same dimensions as in this picture shown below.



Paint Color Options

The plan is to paint the exterior of the storefront on the first floor. If possible we also propose to paint the side of the building and the back deck with matching colors. The placement of any proposed colors could be reversed if that is more allowable and any colors on this application could be combined if that would allow for an approval if none of the listed options are acceptable.


Option 1

Covington Blue for the siding and New London Burgundy for the Trim



Option 2


Bryant Gold with Covington Blue for trim.



Option 3 Covington Blue with Dorset gold trim.



Option 4 Stuart Gold with waterbury green trim.




Option 5 Mill Springs Blue with Bryant Gold Trim



Option 6 Monticello Rose with Mill Springs Blue trim.



Option 6 Somerville Red with Bryant Gold trim



Current Exterior shown below

